

**St. Mary's College (Autonomous), Thoothukudi**

**Reaccredited with A+ Grade by NAAC (4<sup>th</sup> Cycle)**

**Student Satisfaction Survey for the Academic Year 2018 - 2019**

**Key Indicator - 2.7.1**

**Under Criterion II of Teaching – Learning and Evaluation**

**Details of the Students**

- A) Name:
- B) Name of the Programme:
- C) Year of Study:
- D) Register Number:
- E) Date of Birth:

**Instructions to fill the questionnaire**

All questions should be compulsorily attempted.

Each question has five responses, choose the most appropriate one.

The response to the qualitative question no. 21 is student's opportunity to give suggestions or improvements; she can also mention weaknesses of the institution here. (Kindly restrict your response to teaching learning process only)

**Criterion II – Teaching–Learning and Evaluation**

**Student Satisfaction Survey on Teaching Learning Process**

1. How much of the syllabus was covered in the class?
  - a) 4 – 85 to 100%
  - b) 3 – 70 to 84%
  - c) 2 – 55 to 69%
  - d) 1– 30 to 54%
  - e) 0 –Below 30%
  
2. How well did the teachers prepare for the classes?
  - a) 4 –Thoroughly
  - b) 3 – Satisfactorily
  - c) 2 – Poorly
  - d) 1 – Indifferently
  - e) 0 – Won't teach at all
  
3. How well were the teachers able to communicate?
  - a) 4 – Always effective
  - b) 3 – Sometimes effective
  - c) 2 – Just satisfactorily
  - d) 1– Generally ineffective
  - e) 0– Very poor communication

4. The teachers' approach to teaching can best be described as
  - a) 4– Excellent
  - b) 3 – Very good
  - c) 2 – Good
  - d) 1 – Fair
  - e) 0 – Poor
  
5. Fairness of the internal evaluation process by the teachers.
  - a) 4 – Always fair
  - b) 3 – Usually fair
  - c) 2 – Sometimes unfair
  - d) 1 – Usually unfair
  - e) 0 – Unfair
  
6. Was your performance in assignments discussed with you?
  - a) 4 – Every time
  - b) 3 – Usually
  - c) 2 – Occasionally/Sometimes
  - d) 1 – Rarely
  - e) 0– Never
  
7. The institution takes active interest in promoting internship, student exchange, and field visit opportunities for students.
  - a) 4 – Regularly
  - b) 3 – Often
  - c) 2 – Sometimes
  - d) 1 – Rarely
  - e) 0 – Never
  
8. The teaching and mentoring process in your institution facilitates you in cognitive, social and emotional growth.
  - a) 4 – Significantly
  - b) 3 – Very well
  - c) 2 – Moderately
  - d) 1 – Marginally
  - e) 0 – Not at all
  
9. The institution provides multiple opportunities to learn and grow.
  - a) 4 – Strongly agree
  - b) 3 – Agree
  - c) 2 – Neutral
  - d) 1 – Disagree
  - e) 0– Strongly disagree

10. Teachers inform you about your expected competencies, course outcomes and programme outcomes.
- a) 4 – Every time
  - b) 3 – Usually
  - c) 2– Occasionally/Sometimes
  - d) 1 - Rarely
  - e) 0 – Never
11. Your mentor does a necessary follow-up with an assigned task to you.
- a) 4 – Every time
  - b) 3 – Usually
  - c) 2 - Occasionally/Sometimes
  - d) 1– Rarely
  - e) 0 – I don't have a mentor
12. The teachers illustrate the concepts through examples and applications.
- a) 4 – Every time
  - b) 3 – Usually
  - c) 2 – Occasionally/Sometimes
  - d) 1– Rarely
  - e) 0 – Never
13. The teachers identify your strengths and encourage you with providing right level of challenges.
- a) 4 – Fully
  - b) 3 – Reasonably
  - c) 2 – Partially
  - d) 1 – Slightly
  - e) 0– Unable to
14. Teachers are able to identify your weaknesses and help you overcome them.
- a) 4 – Every time
  - b) 3 – Usually
  - c) 2 – Occasionally/Sometimes
  - d) 1 – Rarely
  - e) 0 – Never
15. The institution makes effort to engage students in the monitoring, review, and continuous quality improvement of the teaching learning process.
- a) 4 – Strongly agree
  - b) 3 – Agree
  - c) 2 – Neutral
  - d) 1 – Disagree
  - e) 0 – Strongly disagree

16. The institution/ teachers use student centric methods, such as experiential learning, participative learning, and problem-solving methodologies for enhancing learning experiences.

- a) 4 – To a great extent
- b) 3 – Moderate
- c) 2 – Some what
- d) 1 – Very little
- e) 0 – Not at all

17. Teachers encourage you to participate in extracurricular activities.

- a) 4 – Strongly agree
- b) 3 – Agree
- c) 2 – Neutral
- d) 1 – Disagree
- e) 0 – Strongly disagree

18. The institution/ teachers take efforts to assist you in inculcating soft skills, life skills and employability skills to make you ready for the world of work.

- a) 4 – To a great extent
- b) 3 – Moderate
- c) 2 – Some what
- d) 1 – Very little
- e) 0 – Not at all

19. The percentage of usage of ICT such as LCD projector, Multimedia, etc. by the teachers.

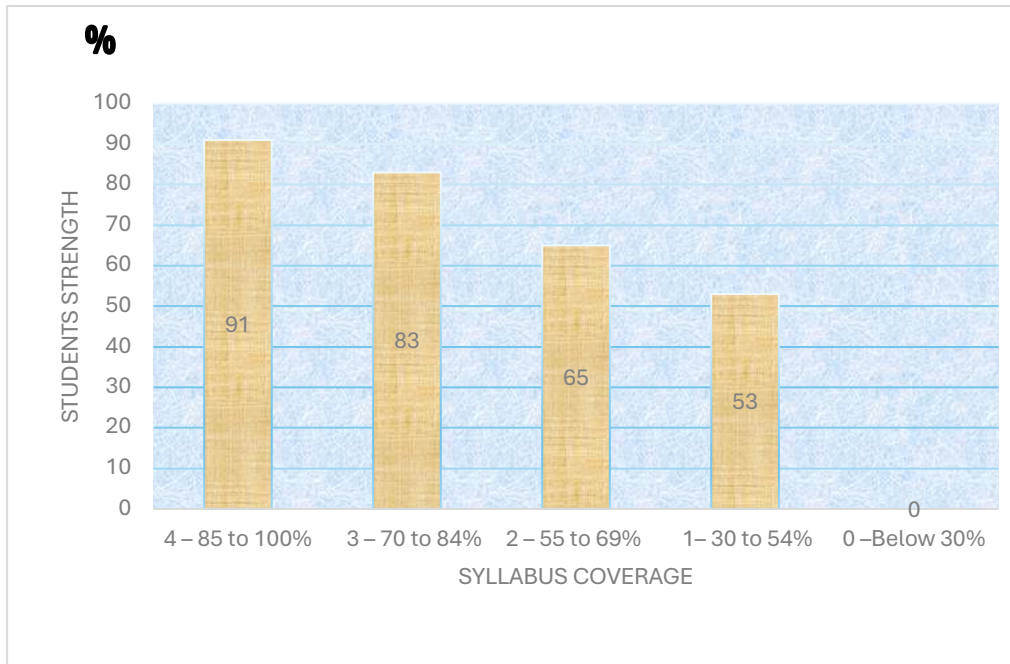
- a) 4 – Above 90%
- b) 3 – 70 – 89%
- c) 2 – 50 – 69%
- d) 1 – 30 – 49%
- e) 0 – Below 29%

20. The overall quality of teaching-learning process in the institution is very good.

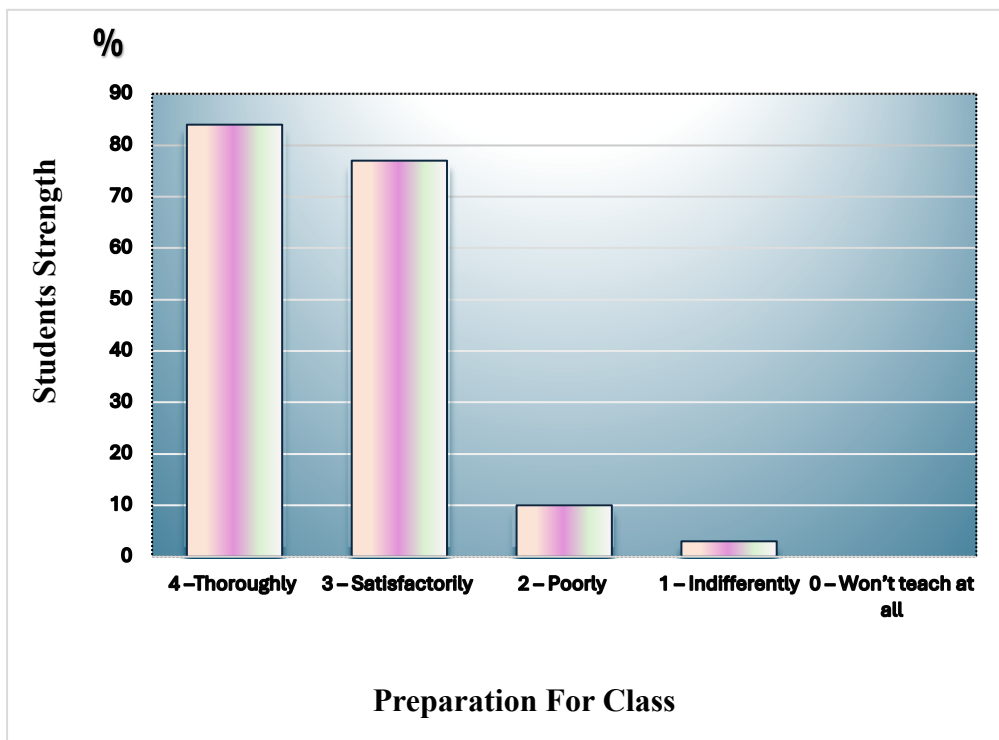
- a) 4 –Strongly agree
- b) 3 – Agree
- c) 2 – Neutral
- d) 1 – Disagree
- e) 0 – Strongly disagree



**Q. No:1 How much of the syllabus was covered in the class?**

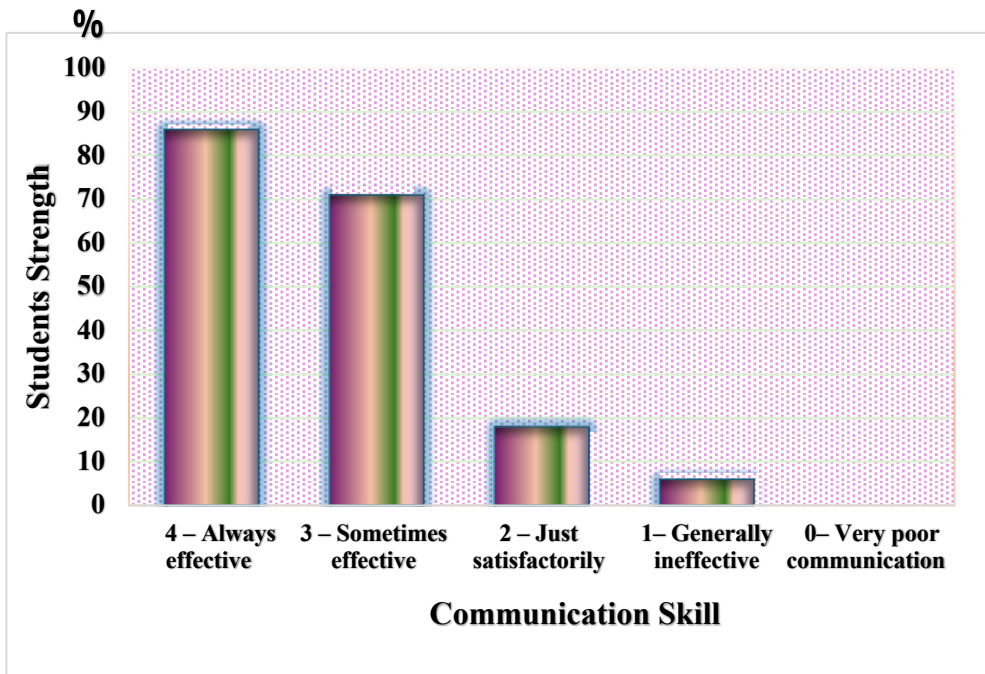


**Q. No:2 How well did the teachers prepare for the classes?**

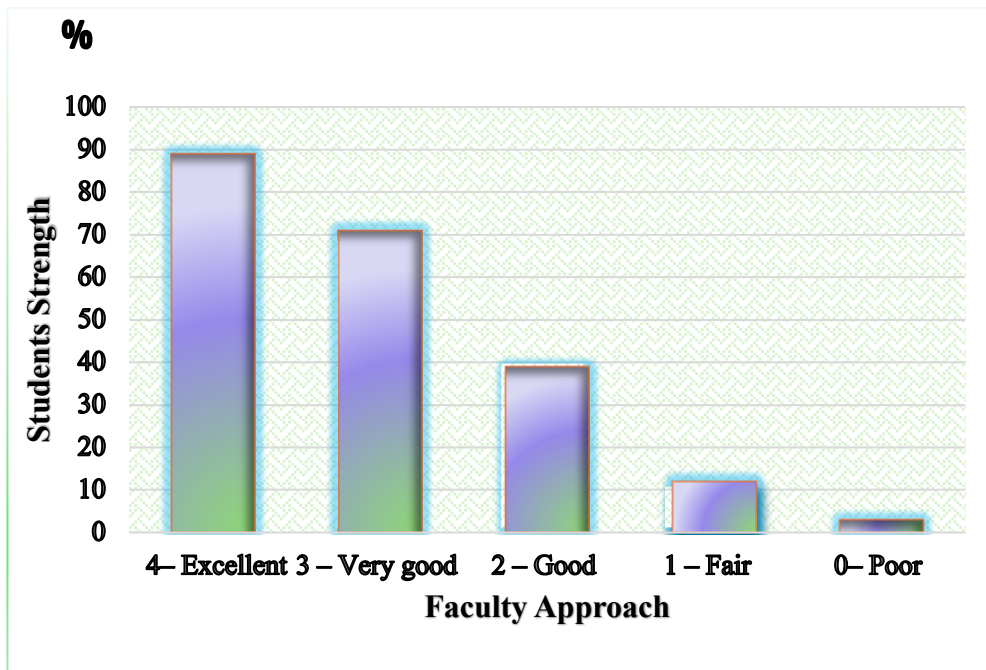




**Q. No: 3 How well were the teachers able to communicate?**

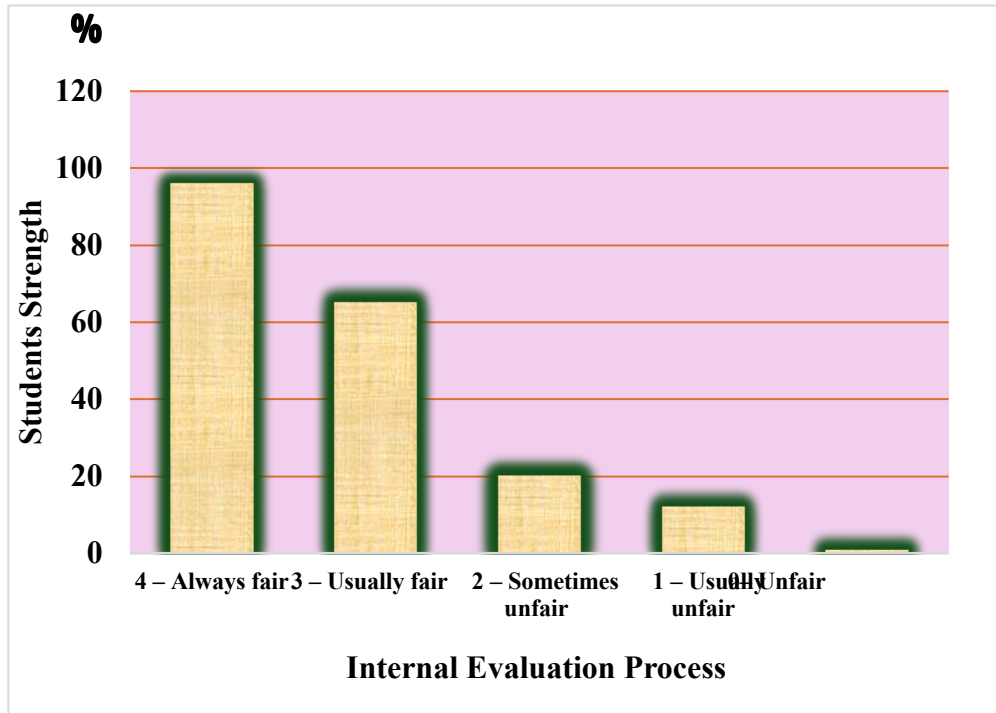


**Q. No:4 The teachers' approach to teaching can best be described as**

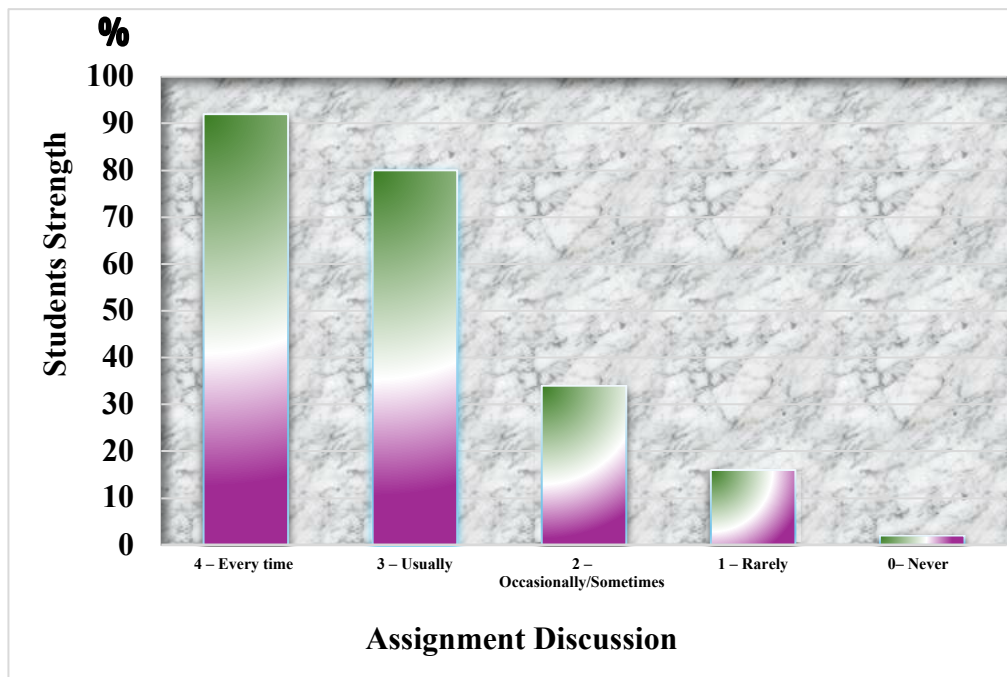




**Q. No:5 Fairness of the internal evaluation process by the teachers.**



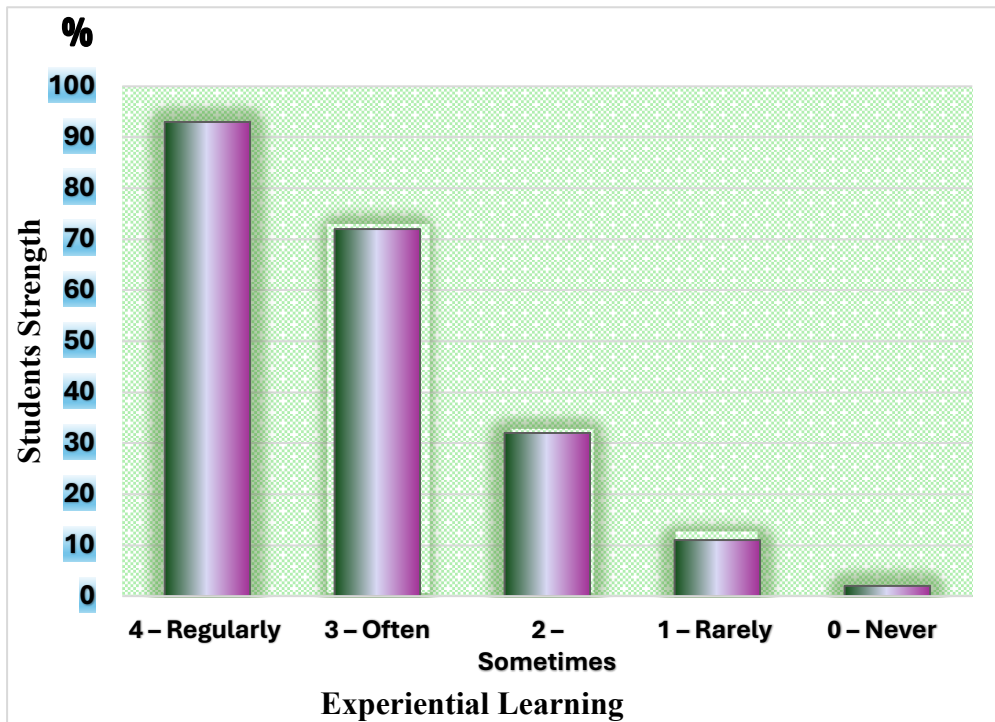
**Q. No:6 Was your performance in assignments discussed with you?**



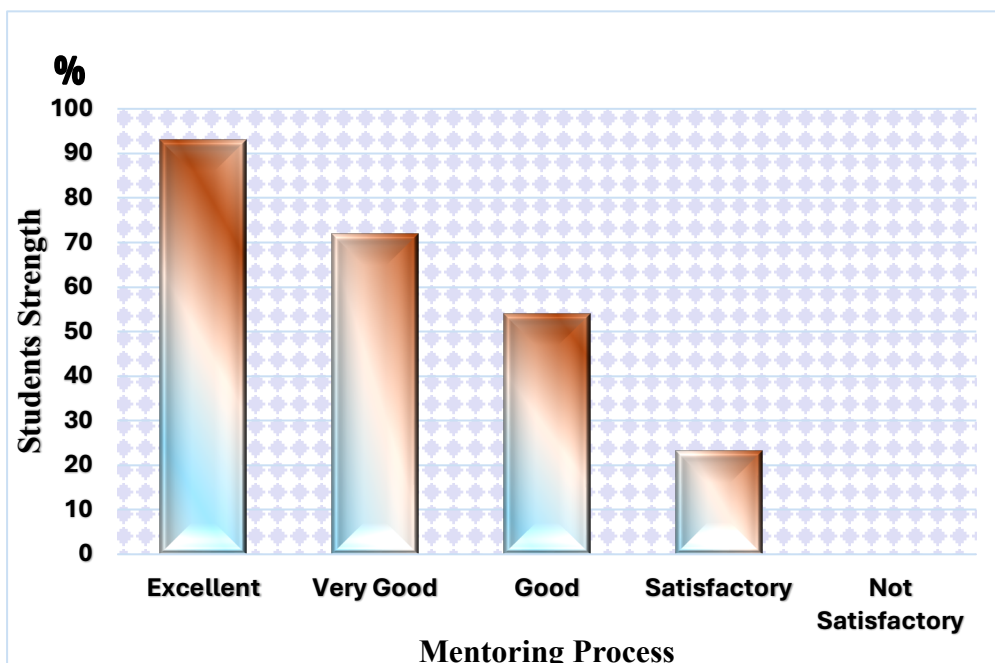




**Q. No:7 The institution takes active interest in promoting internship, student exchange, and field visit opportunities for students.**

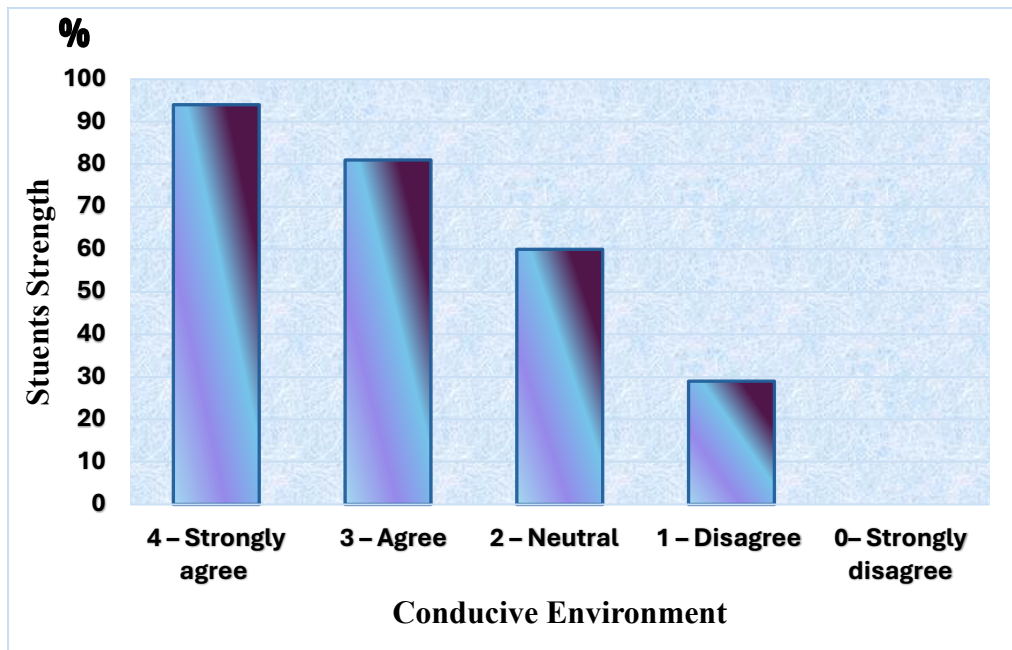


**Q. No:8 The teaching and mentoring process in your institution facilitates you in cognitive, social and emotional growth.**

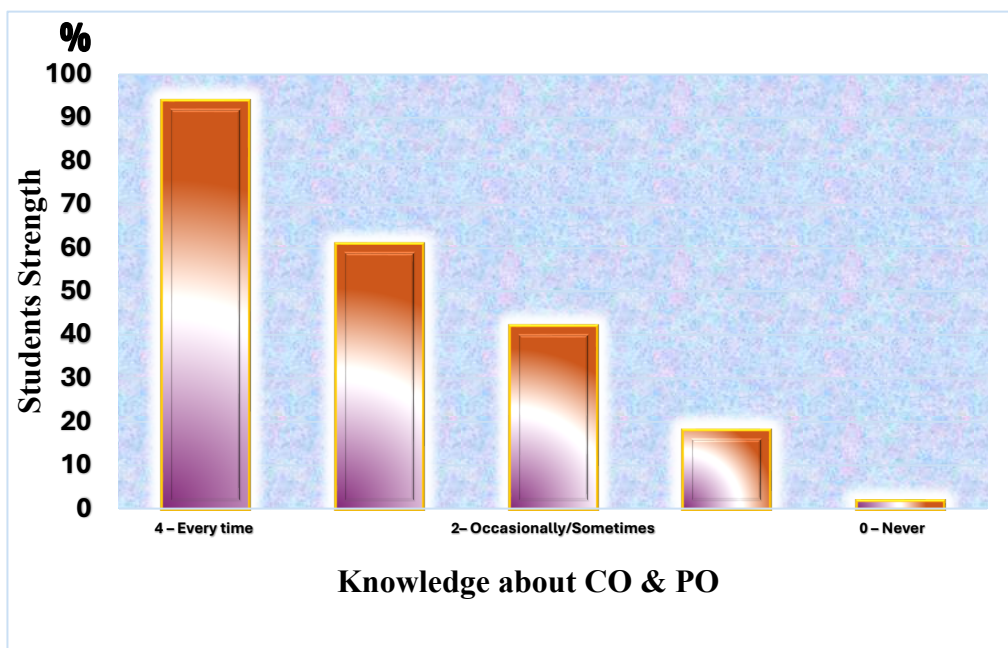




**Q. No:9 The institution provides multiple opportunities to learn and grow.**

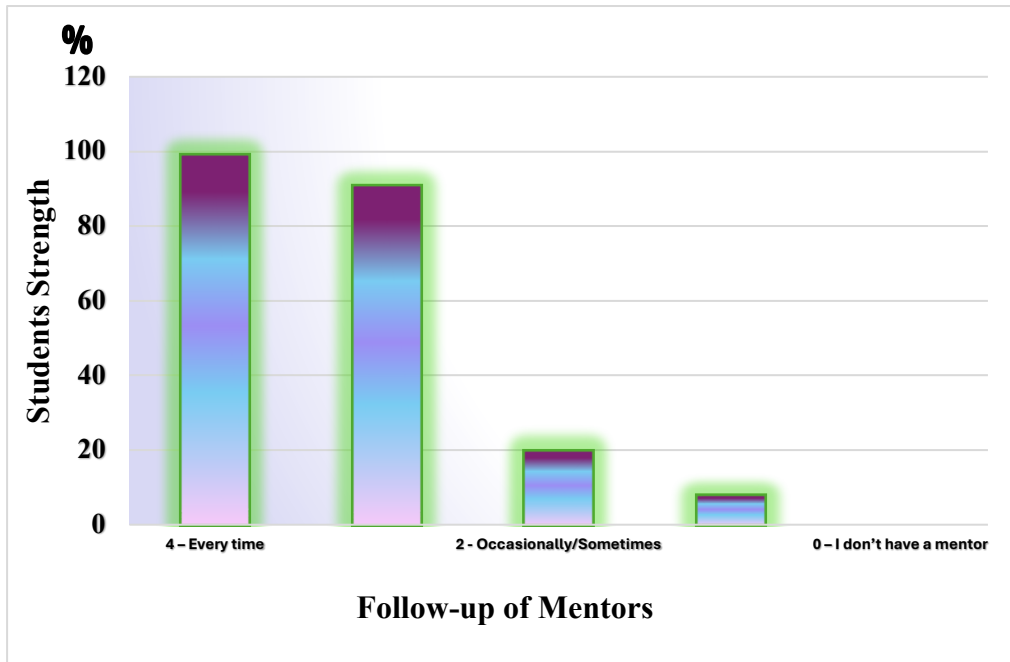


**Q. No:10 Teachers inform you about your expected competencies, course outcomes and programme outcomes.**

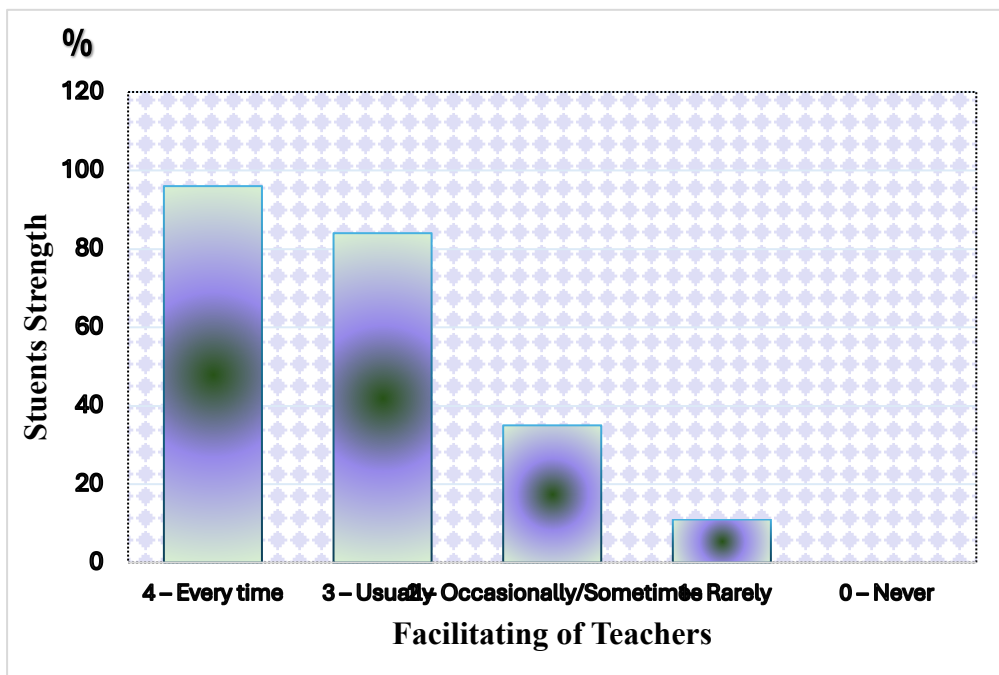




**Q. No:11 Your mentor does a necessary follow-up with an assigned task to you.**

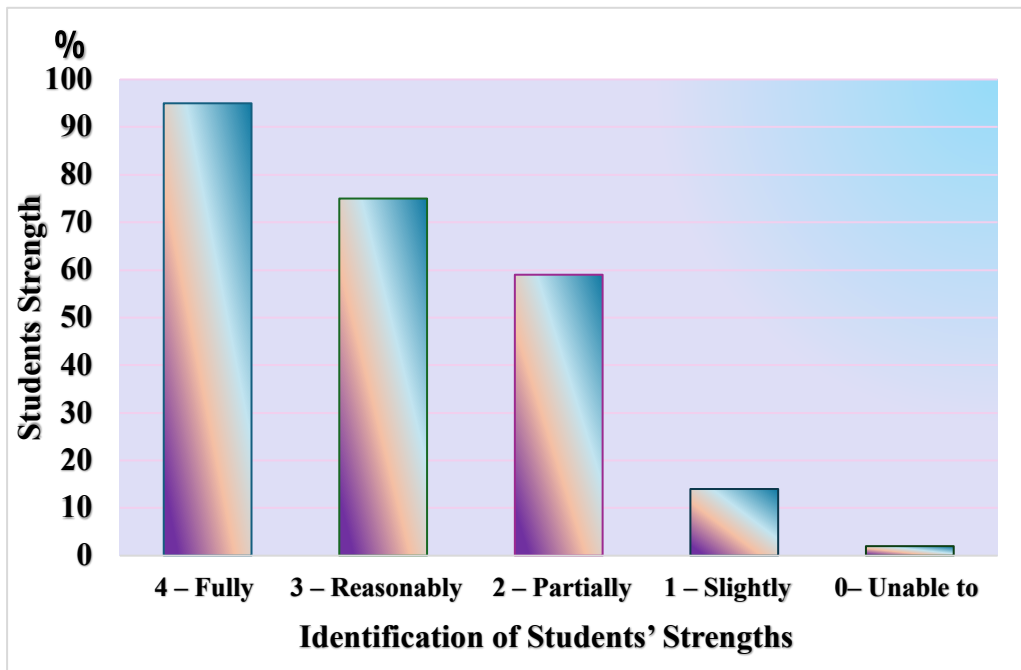


**Q. No:12 The teachers illustrate the concepts through examples and applications.**

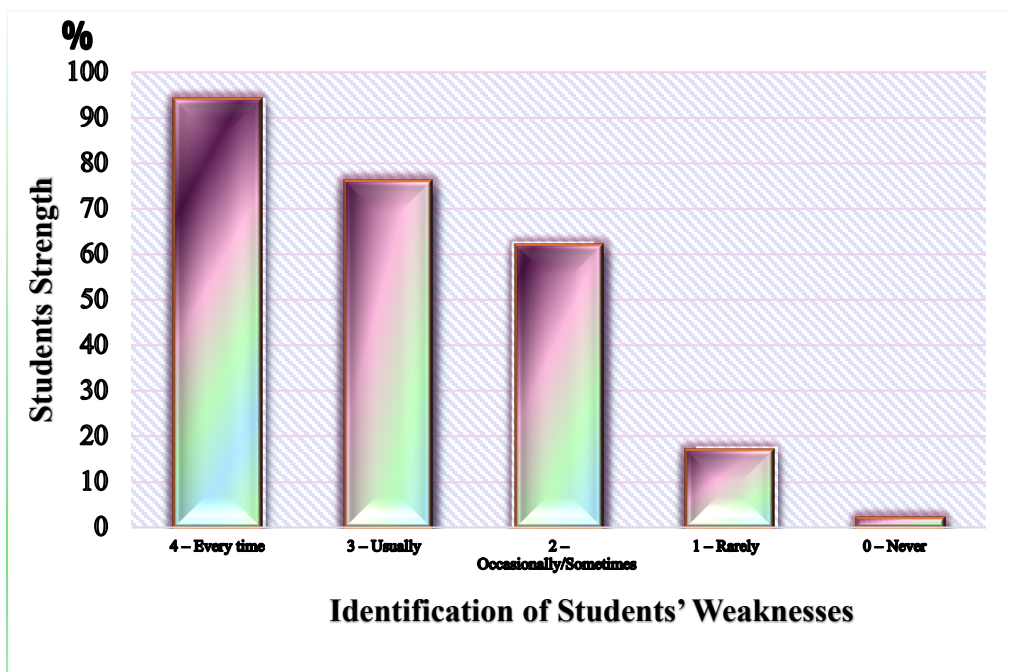




**Q. No: 13 The teachers identify your strengths and encourage you with providing right level of challenges.**

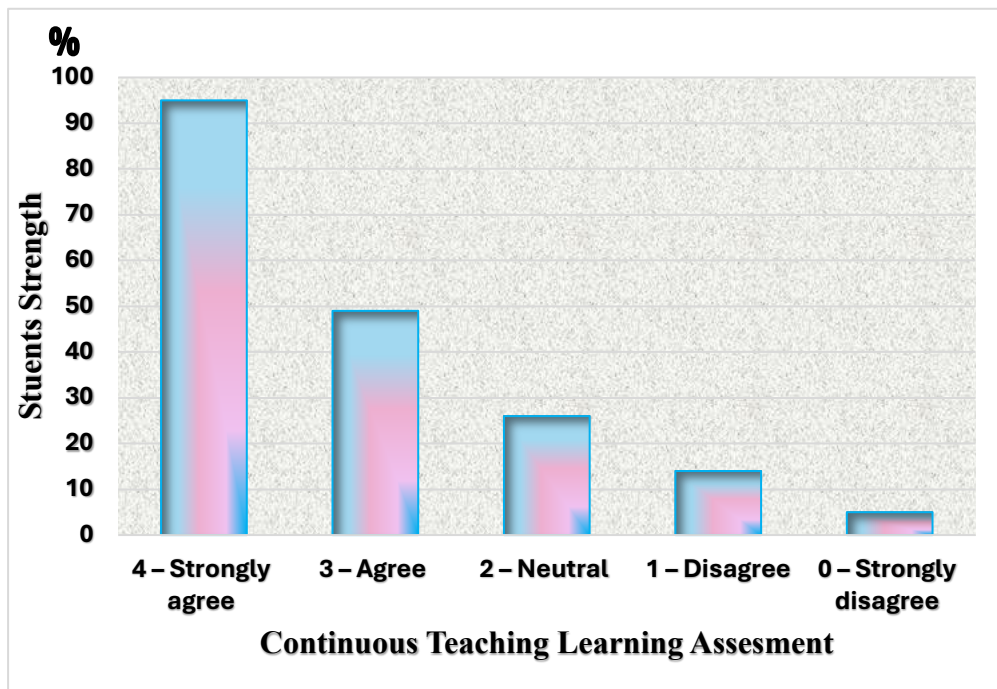


**Q. No:14 Teachers are able to identify your weaknesses and help you overcome them.**

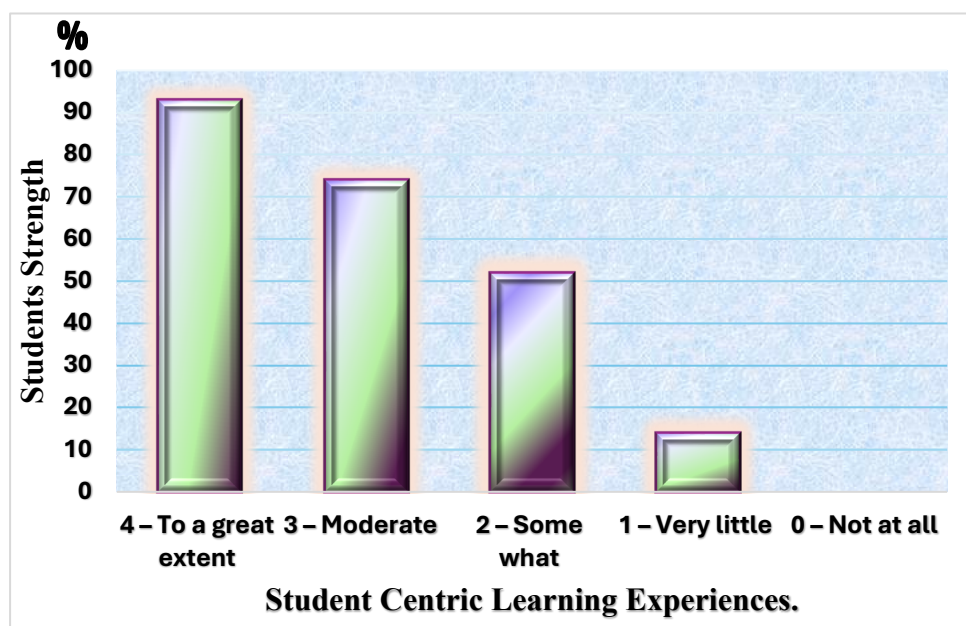




**Q. No:15 The institution makes effort to engage students in the monitoring, review, and continuous quality improvement of the teaching learning process.**

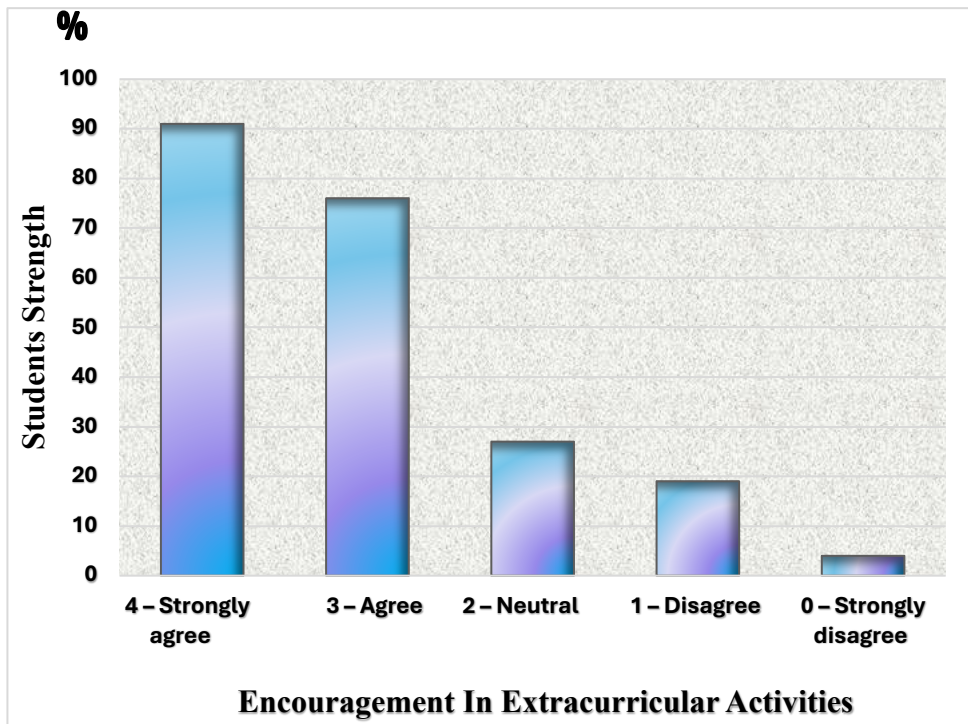


**Q. No:16 The institution/ teachers use student centric methods, such as experiential learning, participative learning, and problem-solving methodologies for enhancing learning experiences.**

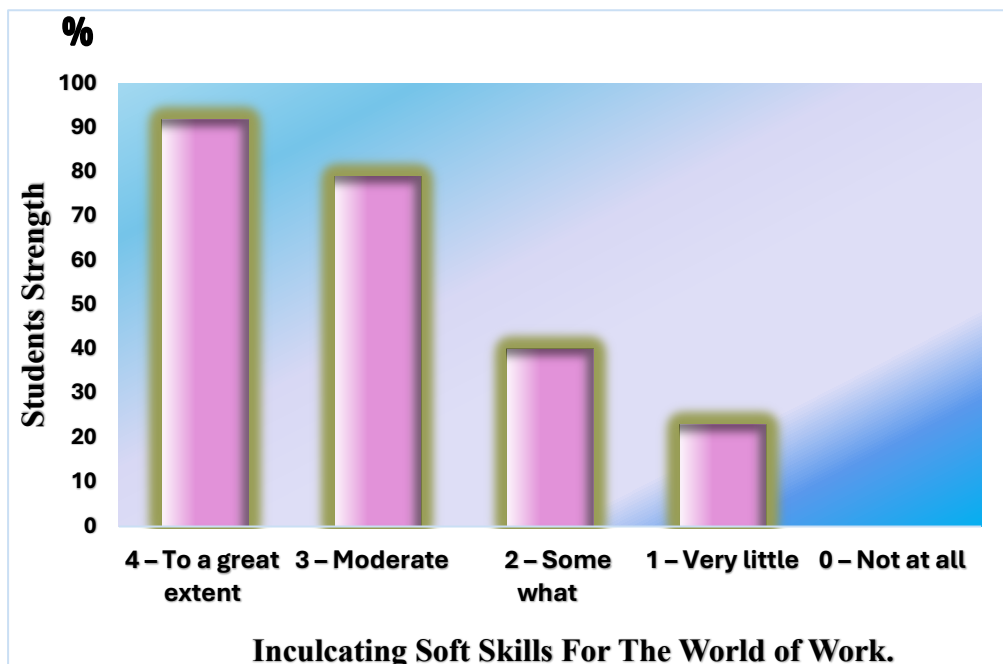




**Q. No:17 Teachers encourage you to participate in extracurricular activities.**

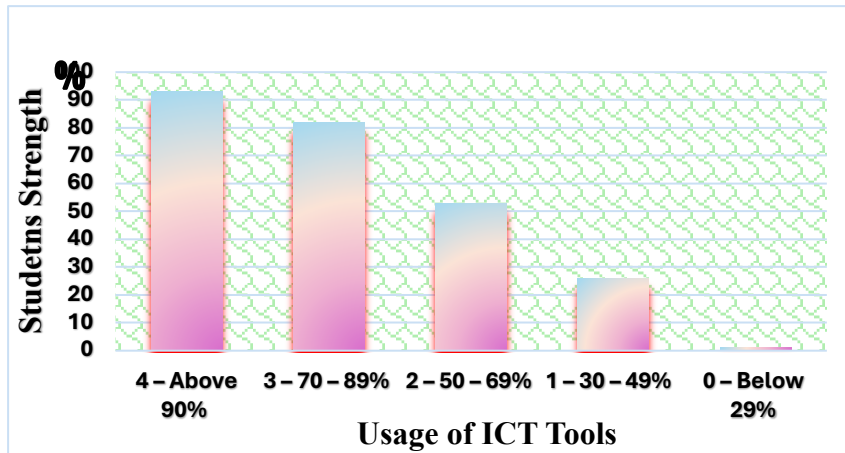


**Q. No:18 The institution/ teachers take efforts to assist you in inculcating soft skills, life skills and employability skills to make you ready for the world of work.**

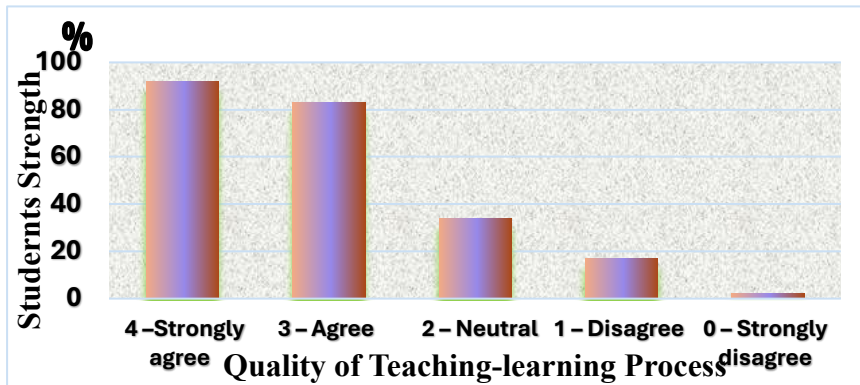




**Q. No:19 The percentage of usage of ICT such as LCD projector, Multimedia, etc. by the teachers.**



**Q. No: 20 The overall quality of teaching-learning process in the institution is very good.**



*S. Sudha Rani*

IQAC Coordinator

IQAC Co-ordinator  
St. Mary's College (Autonomous)  
Thoothukudi

*Lucia Rose*

Principal

St. Mary's College (Autonomous)  
Thoothukudi-628 001.